



PRAKASH WOOLLEN MILLS LTD.

Manufacturers, Exporters & Importers of High Class Mink Blankets

Regd. Office & Works :

Vill.-Amhera, 18th KM Stone, Delhi Road, P.O. Chaudherpur, Distt. J. P. Nagar - 244 102 U.P.
Tel:0591- 2223008, 2223018, 6452322 • Fax : 0591-2223009 • E-mail : info@prakashwoollen.com

H. O. & Mailing Address :

430, Civil Lines, Kanth Road, Moradabad - 244001 U.P. (India) • Mob : 9837007288

PWM/55 /2013-2014
10th April, 2013

To,
The Manager,
Department of Corporate Relationship,
Bombay Stock Exchange Limited,
25 P. J. Towers, Dalal Street,
Mumbai -400 001

SCRIP CODE : 531437
SCRIP ID : PRWOLEN

Ref: Shareholding Pattern

Dear Sir,

Please find enclosed Shareholding Pattern (Distribution Schedule) and Shareholding Pattern for Free Float Indices of the Company for the quarter ended 31st March, 2013 pursuant to Clause 35 of the Listing Agreement.

Hope you will find same in order and kindly keep the same in your records.

Thanking You,

Yours Faithfully,

For Prakash Woollen Mills Limited

(Vijay Kumar Gupta)
Whole Time Director

Encl: As Above

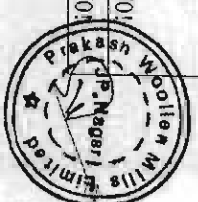
Introductory sub-table (I)(a) for Quarter ended 31st March 2013

Name of the Company: Prakash Woollen Mills Limited			
Scrip Code, Name of the scrip, class of security: (BSE - 531437), Equity Shares			
Quarter ended: 31st March 2013			
	No. of partly paid-up shares	As a % of total no. of partly paid-up shares	As a % of total no. of shares of the company
Partly paid-up shares:-			
Held by promoter/promoter group	0	#DIV/0!	#VALUE!
Held by public	0	#DIV/0!	#VALUE!
Total	0	#DIV/0!	#VALUE!
	No. of outstanding securities	As a % of total no. of outstanding convertible securities	As a % of total no. of shares of the company, assuming full conversion of the convertible securities
Outstanding convertible securities:-			
Held by promoter/promoter group		#DIV/0!	#VALUE!
Held by public		#DIV/0!	#VALUE!
Total	0	#DIV/0!	#VALUE!
Warrants:-	No. of warrants	As a % of total no. of warrants	As a % of total no. of shares of the company, assuming full conversion of warrants
Held by promoter/promoter group		#DIV/0!	#VALUE!
Held by public		#DIV/0!	#VALUE!
Total	0	#DIV/0!	#VALUE!
Total paid-up capital of the company, assuming full conversion of warrants and convertible securities		Rs. 41759000 divided into 4175900 equity shares of Rs. 10 each	




Statement Showing Shareholding Pattern of Prakash Woollen Mills Limited for the Quarter ended 31/03/2013

		Table (I)(a)					Total shareholding as a percentage of total number of shares		Shares Pledged or otherwise encumbered	As a percentage
Category code	Category of Shareholder	Number of Shareholders	Total number of shares	Number of shares held in dematerialized form	As a percentage of(A+B) ¹	As a percentage of (A+B+C)	Number of shares	(IX) = (VIII)/(V)*100		
		(III)	(IV)	(V)	(VI)	(VII)	(VIII)			
(I)	(II)									
(A)	Shareholding of Promoter and Promoter Group ²									
1	Indian									
(a)	Individuals/Hindu Undivided Family									
		58	2824250	1882080	67.63	67.63		#REF!		
(b)	Central Government/ State Government(s)	0	0	0	0.00	0.00		#DIV/0!		
(c)	Bodies Corporate	2	105800	0	2.53	2.53		0.00		
(d)	Financial Institutions/ Banks	0	0	0	0.00	0.00		#DIV/0!		
(e)	Any Others(Specify)	0	0	0	0.00	0.00		#DIV/0!		
(e-i)		0	0	0	0.00	0.00		#DIV/0!		
(e-ii)		0	0	0	0.00	0.00		#DIV/0!		
	Sub Total(A)(I)	60	2930050	1882080	70.17	70.17	0	0.00		
2	Foreign									
a	Individuals (Non-Residents Individuals/ Foreign Individuals)	0	0	0	0.00	0.00		#DIV/0!		
b	Bodies Corporate	0	0	0	0.00	0.00		#DIV/0!		



c	Institutions	0	0	0	0	0.00	0.00		#DIV/0!
d	Qualified Foreign Investor	0	0	0	0	0.00	0.00		#DIV/0!
e	Any Others (Specify)	0	0	0	0	0.00	0.00		#DIV/0!
e-i		0	0	0	0	0.00	0.00		#DIV/0!
e-ii									
	Sub Total(A)(2)	0	0	0	0	0.00	0.00	0	#DIV/0!
	Total Shareholding of Promoter and Promoter Group (A)=(A)(1)+(A)(2)	60	2930050	1882080	70.17	70.17	0	0.00	
(B)	Public shareholding								
1	Institutions								
(a)	Mutual Funds/ UTI	1	13400	0	0.32	0.32			
(b)	Financial Institutions/ Banks	1	120000	120000	2.87	2.87			
(c)	Central Government/ State Government(s)	0	0	0	0.00	0.00			
(d)	Venture Capital Funds	0	0	0	0.00	0.00			
(e)	Insurance Companies	0	0	0	0.00	0.00			
(f)	Foreign Institutional Investors	0	0	0	0.00	0.00			
(g)	Foreign Venture Capital Investors	0	0	0	0.00	0.00			
(h)	Qualified Foreign Investor	0	0	0	0.00	0.00			
(i)	Any Other (specify)	0	0	0	0.00	0.00			
(i-i)		0	0	0	0.00	0.00			
(i-ii)									
	Sub-Total (B)(1)	2	133400	120000	3.19	3.19			
B 2	Non-institutions								
(a)	Bodies Corporate	19	175006	103706	4.19	4.19			
(b)	Individuals				0.00	0.00			



I	Individuals -i. Individual shareholders holding nominal share capital up to Rs 1 lakh	737	690994	40094	16.55	16.55		
II	ii. Individual shareholders holding nominal share capital in excess of Rs. 1 lakh.	12	238850	116450	5.72	5.72		
(c)	Qualified Foreign Investor	0	0	0	0.00	0.00		
(d)	Any Other (specify)				0.00	0.00		
(d-i)	Non-Resident India	4	7500	3000	0.18	0.18		
(d-ii)	HUF	1	100	100	0.00	0.00		
	Sub-Total (B)(2)	773	1112450	263350	26.64	26.64		
	Total Public Shareholding (B)= (B)(1)+(B)(2)	775	1245850	383350	29.83	29.83		
	TOTAL (A)+(B)	835	4175900	2265430	100.00	100.00		
(C)	Shares held by Custodians and against which Depository Receipts have been issued							
1	Promoter and Promoter Group	0	0	0	0	0.00		#DIV/0!
2	Public	0	0	0	0	0.00		
	Sub-Total (C)	0	0	0	0	0	0	
	GRAND TOTAL (A)+(B)+(C)	835	4175900	2265430	100.00	100.00	0	0.00



Sr.No	Notes
1	
2	
3	
4	
5	
6	
7	
8	
9	



(1)(b) Statement showing holding of securities (including shares, warrants, convertible securities) of persons belonging to the category "Promoter and Promoter Group"

Sr. No.	Name of the shareholder	Details of Shares held			Encumbered shares (*)		Details of warrants		Details of convertible securities		Total shares (including underlying shares assuming full conversion of warrants and convertible securities) as a % of diluted share capital
		Number of shares held	As a % of grand total (A) + (B) + (C)	No.	As a percentage	As a % of grand total (A) + (B) + (C) of sub-clause (D)(a)	Number of warrants held	As a % of total number of warrants of the same class	Number of convertible securities held	As a % of total number of convertible securities of the same class	
(i)	(ii)	(iii)	(iv)	(v)	(vi) = (v)/(iii) * 100	(vii)	(viii)	(ix)	(x)	(xi)	(xii)
1	Mrs. Manjusha Agarwal	100	0.00	0	0.00	0.00		#DIV/0!		#DIV/0!	



2	Mr. Kapil Gupta	100	0.00	0.00	0.00	#DIV/0!	#DIV/0!
3	Mr. Alka Rahul	5000	0.12	#REF!	0.00	#DIV/0!	#DIV/0!
4	Dr. Rahul Mittal	5000	0.12	0.00	0.00	#DIV/0!	#DIV/0!
5	Mr. Sanjay Gupta	8500	0.20	0.00	0.00	#DIV/0!	#DIV/0!
6	Mrs. Sangeeta Garg	10000	0.24	0.00	0.00	#DIV/0!	#DIV/0!
7	Mrs. Rekha Govil	10000	0.24	0.00	0.00	#DIV/0!	#DIV/0!
8	Mr. Pradeep K Gupta	10000	0.24	0.00	0.00	#DIV/0!	#DIV/0!
9	Mrs. Shalini Gupta	10000	0.24	0.00	0.00	#DIV/0!	#DIV/0!
10	Mr. Sanjeev Gupta	12580	0.30	0.00	0.00	#DIV/0!	#DIV/0!
11	Mr. Pradeep Kumar Gupta	13400	0.32	0.00	0.00	#DIV/0!	#DIV/0!
12	M/s. Sanjay Kumar Agarwal HUF	15000	0.36	0.00	0.00	#DIV/0!	#DIV/0!
13	Mr. Atul Gupta	15000	0.36	0.00	0.00	#DIV/0!	#DIV/0!
14	M/s. B K Gupta HUF	15000	0.36	0.00	0.00	#DIV/0!	#DIV/0!
15	Mrs. Parul Gupta	18700	0.45	0.00	0.00	#DIV/0!	#DIV/0!
16	Mrs. Chhavi Gupta	20000	0.48	0.00	0.00	#DIV/0!	#DIV/0!
17	Mrs. Arti Gupta	20000	0.48	0.00	0.00	#DIV/0!	#DIV/0!
18	M/s. Shalab Gupta HUF	20000	0.48	0.00	0.00	#DIV/0!	#DIV/0!
19	Mrs. Meghna Tayal	20000	0.48	0.00	0.00	#DIV/0!	#DIV/0!
20	Mrs. Pooja Bansal	20000	0.48	0.00	0.00	#DIV/0!	#DIV/0!
21	Mrs. Shalini Gupta	20000	0.48	0.00	0.00	#DIV/0!	#DIV/0!
22	Mrs. Savitri Devi	20830	0.50	0.00	0.00	#DIV/0!	#DIV/0!
23	M/s. Pradeep Kumar Gupta HUF	24003	0.57	0.00	0.00	#DIV/0!	#DIV/0!
24	Mrs. Himani Agarwal	24900	0.60	0.00	0.00	#DIV/0!	#DIV/0!
25	M/s. Daya Kishan Gupta HUF	25490	0.61	0.00	0.00	#DIV/0!	#DIV/0!
26	Mrs. Deepali Gupta	25840	0.62	0.00	0.00	#DIV/0!	#DIV/0!
27	M/s. Vijay Kumar Gupta HUF	27181	0.65	0.00	0.00	#DIV/0!	#DIV/0!
28	Mrs. Arti Mittal	27900	0.67	0.00	0.00	#DIV/0!	#DIV/0!
29	M/s. Prakash Chand Gupta HUF	29742	0.71	0.00	0.00	#DIV/0!	#DIV/0!



30	M/s. Gupta Jai Kishan HUF	30590	0.73	0.00	0.00	#DIV/0!	#DIV/0!
31	M/s. Kapil Gupta HUF	33000	0.79	0.00	0.00	#DIV/0!	#DIV/0!
32	Mrs. Shalini Gupta	33300	0.80	0.00	0.00	#DIV/0!	#DIV/0!
33	M/s. Ved Prakash Gupta HUF	35690	0.85	0.00	0.00	#DIV/0!	#DIV/0!
34	M/s. Ram Kishan Gupta HUF	36822	0.88	0.00	0.00	#DIV/0!	#DIV/0!
35	Mrs. Sandhya Gupta	37180	0.89	0.00	0.00	#DIV/0!	#DIV/0!
36	Mrs. Madhu Gupta	37400	0.90	0.00	0.00	#DIV/0!	#DIV/0!
37	Mrs. Raksha Gupta	37600	0.90	0.00	0.00	#DIV/0!	#DIV/0!
38	M/s. Adeep Gupta HUF	38000	0.91	0.00	0.00	#DIV/0!	#DIV/0!
39	Reetika Gupta	49100	1.18	0.00	0.00	#DIV/0!	#DIV/0!
40	Mr. Pradeep Kumar	46900	1.12	0.00	0.00	#DIV/0!	#DIV/0!
41	Mrs. Shashi Gupta	49217	1.18	0.00	0.00	#DIV/0!	#DIV/0!
42	Mrs. Moorti Devi	51000	1.22	0.00	0.00	#DIV/0!	#DIV/0!
43	Mr. Sanjay Kumar Agarwal	52560	1.26	0.00	0.00	#DIV/0!	#DIV/0!
44	Mr. Shalab Gupta	53200	1.27	0.00	0.00	#DIV/0!	#DIV/0!
45	Mrs. Pushpa Gupta	55340	1.33	0.00	0.00	#DIV/0!	#DIV/0!
46	Mrs. Manjusha Agarwal	68205	1.63	0.00	0.00	#DIV/0!	#DIV/0!
47	Mrs. Rajni Gupta	68600	1.64	0.00	0.00	#DIV/0!	#DIV/0!
48	Mr. Ashish Gupta	71000	1.70	0.00	0.00	#DIV/0!	#DIV/0!
49	Mrs. Anita Gupta	74110	1.77	0.00	0.00	#DIV/0!	#DIV/0!
50	Mr. Atul Gupta	78795	1.89	0.00	0.00	#DIV/0!	#DIV/0!
51	Mr. Kapil Gupta	85670	2.05	0.00	0.00	#DIV/0!	#DIV/0!
52	Mr. Adeep Gupta	98450	2.36	0.00	0.00	#DIV/0!	#DIV/0!
53	Mr. Jai Kishan Gupta	154360	3.70	0.00	0.00	#DIV/0!	#DIV/0!
54	Mr. Daya Kishan Gupta	170910	4.09	0.00	0.00	#DIV/0!	#DIV/0!
55	Mr. Ved Prakash Gupta	176393	4.22	0.00	0.00	#DIV/0!	#DIV/0!
56	Mr. Prakash Chand Gupta	182725	4.38	0.00	0.00	#DIV/0!	#DIV/0!
57	Mrs. Madhu Gupta	190158	4.55	0.00	0.00	#DIV/0!	#DIV/0!
58	Mr. Vijay Kumar Gupta	253709	6.08	0.00	0.00	#DIV/0!	#DIV/0!




59	M/s. Prahlad Flour Mills (P) Ltd.	45800	1.10	0.00	0.00		#DIV/0!	#DIV/0!
60	M/s. Prahlad Flour Mills Ltd.	60000	1.44	0.00	0.00		#DIV/0!	#DIV/0!
TOTAL		2930050	70.17	0	0.00	0	#DIV/0!	#DIV/0!

(*) The term "encumbrance" has the same meaning as assigned to it in regulation 28(3) of the SAST Regulations, 2011



(I)(c)(ii) Statement showing holding of securities (including shares, warrants, convertible securities) of persons (together with PAC) belonging to the category "Public" and holding more than 5% of the total number of shares of the company

Sr. No.	Name(s) of the shareholder(s) and the Persons Acting in Concert (PAC) with them	Number of shares	Shares as a percentage of total number of shares {i.e., Grand Total (A)+(B)+(C) indicated in Statement at para (I)(a) above}	Details of warrants		Details of convertible securities		Total shares (including underlying shares assuming full conversion of warrants and convertible securities) as a % of diluted share capital
				Number of warrants	As a % total number of warrants of the same class	Number of convertible securities held	% w.r.t total number of convertible securities of the same class	
1	NIL		0.00		#DIV/0!		#DIV/0!	
2			0.00		#DIV/0!		#DIV/0!	
3			0.00		#DIV/0!		#DIV/0!	
4			0.00		#DIV/0!		#DIV/0!	
5			0.00		#DIV/0!		#DIV/0!	
6			0.00		#DIV/0!		#DIV/0!	
7			0.00		#DIV/0!		#DIV/0!	
8			0.00		#DIV/0!		#DIV/0!	
9			0.00		#DIV/0!		#DIV/0!	
10			0.00		#DIV/0!		#DIV/0!	
TOTAL		0	0.00	0	#DIV/0!	0	#DIV/0!	0



(D)(d) Statement showing details of locked-in shares

Sr. No.	Name of the shareholder	Number of locked-in shares	Locked-in shares as a percentage of total number of shares {i.e., Grand Total (A)+(B)+(C) indicated in Statement at para (D)(a) above}
1	Mrs. Himani Agarwal	24900	0.60
2	M/s. Vijay Kumar Gupta HUF	27181	0.65
3	Mrs. Anita Gupta	74110	1.77
4	Mr. Jai Kishan Gupta	154360	3.70
5	Mr. Adeep Gupta	98450	2.36
6	Mrs. Reetika Gupta	49100	1.18
7	M/s. Adeep Gupta HUF	38000	0.91
8	M/s. Gupta Jai Kishan HUF	30590	0.73
9	M/s. Daya Kishan Gupta HUF	25490	0.61
10	Mrs. Raini Gupta	68600	1.64
11	Mrs. Shalini Gupta	33300	0.80
12	M/s. Kapil Gupta HUF	33000	0.79
13	Mr. Vijay Kumar Gupta	253709	6.08
14	Mrs. Neeru Gupta	5400	0.13
15	Mrs. Divya Jain	300	0.01
TOTAL		916490	21.95



(11)(b) Statement showing holding of Depository Receipts (DRs), where underlying shares held by "promoter/promoter group" are in excess of 1% of the total number of shares

Sr. No.	Name of the DR Holder	Type of outstanding DR (ADRs, GDRs, SDRs, etc.)	Number of shares underlying outstanding DRs	Shares underlying outstanding DRs as a percentage of total number of shares {i.e., Grand Total (A)+(B)+(C) indicated in Statement at para (I)(a) above}
1	NIL			0.00
2				0.00
3				0.00
4				0.00
5				0.00
6				0.00
7				0.00
8				0.00
9				0.00
TOTAL			0	0.00

