


## Introductory sub-table (I)(a)

Name of the Company: PRAKASH WOOLLEN MILLS LTD			
Scrip Code, Name of the scrip, class of security: BSE- 531437 DSE-8445 EQUITY SHARES			
Quarter ended: 01/04/2014 - 30/06/2014			
<b>Partly paid-up shares:-</b>	<b>No. of partly paid-up shares</b>	<b>As a % of total no. of partly paid-up shares</b>	<b>As a % of total no. of shares of the company</b>
Held by promoter/promoter group		#DIV/0!	0
Held by public		#DIV/0!	0
<b>Total - D</b>	<b>0</b>	<b>#DIV/0!</b>	<b>0</b>
<b>Outstanding convertible securities:- No. of outstanding securities</b>		<b>As a % of total no. of outstanding convertible securities</b>	<b>As a % of total no. of shares of the company, assuming full conversion of the convertible securities</b>
Held by promoter/promoter group		#DIV/0!	0
Held by public		#DIV/0!	0
<b>Total - E</b>	<b>0</b>	<b>#DIV/0!</b>	<b>0</b>
<b>Warrants:-</b>	<b>No. of warrants</b>	<b>As a % of total no. of warrants</b>	<b>As a % of total no. of shares of the company, assuming full conversion of warrants</b>
Held by promoter/promoter group		#DIV/0!	0
Held by public		#DIV/0!	0
<b>Total - F</b>	<b>0</b>	<b>#DIV/0!</b>	<b>0</b>
<b>Total paid-up capital of the company, assuming full conversion of warrants and convertible securities</b>	<b>10259750</b>		<b>100</b>



**Statement Showing Shareholding Pattern**

Statement Showing Shareholding Pattern								
Category code	Category of Shareholder	Number of Shareholders	Table (I)(a)		Total shareholding as a percentage of total number of shares		Shares Pledged or otherwise encumbered	
			Total number of shares	Number of shares held in dematerialized form	As a percentage of (A+B) <sup>1</sup>	As a percentage of (A+B+C)	Number of shares	As a percentage
			(IV)	(V)	(VI)	(VII)	(VIII)	(IX)= (VIII)/(IV)*100
(A)	<b>Shareholding of Promoter and</b>							
1	<b>Indian</b>							
(a)	Individuals/ Hindu Undivided Family							
		43	6461520	6424698	62.98	62.98	0	0.00
(b)	Central Government/ State Government(s)				0.00	0.00		#DIV/0!
(c)	Bodies Corporate				0.00	0.00		#DIV/0!
(d)	Financial Institutions/ Banks				0.00	0.00		#DIV/0!
(e)	Any Others(Specify)				0.00	0.00		#DIV/0!
(e-i)					0.00	0.00		#DIV/0!
(e-ii)					0.00	0.00		#DIV/0!
	<b>Sub Total(A)(1)</b>	<b>43</b>	<b>6461520</b>	<b>6424698</b>	<b>62.98</b>	<b>62.98</b>	<b>0</b>	<b>0.00</b>
2	<b>Foreign</b>							
a	Individuals (Non-Residents Individuals/ Foreign Individuals)				0.00	0.00		#DIV/0!
b	Bodies Corporate				0.00	0.00		#DIV/0!
c	Institutions				0.00	0.00		#DIV/0!



d	Any Others(Specify)				0.00	0.00		#DIV/0!
d-i					0.00	0.00		#DIV/0!
d-ii					0.00	0.00		#DIV/0!
	<b>Sub Total(A)(2)</b>	<b>0</b>	<b>0</b>	<b>0</b>	0.00	0.00	<b>0</b>	#DIV/0!
	<b>Total Shareholding of Promoter and</b>	<b>43</b>	<b>6461520</b>	<b>6424698</b>	62.98	62.98	<b>0</b>	0.00
<b>(B)</b>	<b>Public shareholding</b>							
<b>1</b>	<b>Institutions</b>							
(a)	Mutual Funds/ UTI	1	13400	0	0.13	0.13	0	
(b)	Financial Institutions Banks	1	120000	120000	1.17	1.17	0	
(c)	Central Government/ State Government(s)				0.00	0.00		
(d)	Venture Capital Funds				0.00	0.00		
(e)	Insurance Companies				0.00	0.00		
(f)	Foreign Institutional Investors				0.00	0.00		
(g)	Foreign Venture Capital Investors				0.00	0.00		
(h)	Any Other (specify)				0.00	0.00		
(h-i)					0.00	0.00		
(h-ii)					0.00	0.00		
	<b>Sub-Total (B)(1)</b>	<b>2</b>	<b>133400</b>	<b>120000</b>	1.30	1.30		
<b>B 2</b>	<b>Non-institutions</b>							
(a)	Bodies Corporate	29	217276	89876	2.12	2.12	0	
(b)	Individuals				0.00	0.00		
I	Individuals -i. Individual shareholders holding nominal share capital up to Rs 1 lakh	743	705940	82340	6.88	6.88	0	
II	ii. Individual shareholders holding nominal share capital in excess of Rs. 1 lakh.	42	2528004	2024224	24.64	24.64	0	




(c)	N.R.I.(REPT & NON-REPT)	4	7500	3000	0.07	0.07	0	
(c-i)	Clearing House/Public Trust				0.00	0.00		
(c-ii)	Corporate Bodies - OCB				0.00	0.00		
(c-iii)	Intermediary/Other Depository A/c				0.00	0.00		
(c-iv)	Hindu Undivided Family	2	200100	200100	1.95	1.95	0	
(c-v)	Clearing Members	2	6010	6010	0.06	0.06	0	
(c-vi)	Qualified Foreign Investor -Individual							
(c-vii)	Qualified Foreign Investor-Corporate							
	<b>Sub-Total (B)(2)</b>	<b>822</b>	<b>3664830</b>	<b>2405550</b>	<b>35.72</b>	<b>35.72</b>		
<b>(B)</b>	<b>Total Public Shareholding (B)= (B)(1)+(B)(2)</b>	<b>824</b>	<b>3798230</b>	<b>2525550</b>	<b>37.02</b>	<b>37.02</b>		
	<b>TOTAL (A)+(B)</b>	<b>867</b>	<b>10259750</b>	<b>8950248</b>	<b>100.00</b>	<b>100.00</b>		
<b>(C)</b>	<b>Shares held by Custodians and against which Depository Receipts have been issued</b>							
1	Promoter and Promoter Group					0.00		#DIV/0!
2	Public					0.00		
	<b>Sub-Total (C)</b>	<b>0</b>	<b>0</b>	<b>0</b>		<b>0</b>	<b>0</b>	
	<b>GRAND TOTAL (A)+(B)+(C)</b>	<b>867</b>	<b>10259750</b>	<b>8950248</b>		<b>100.00</b>	<b>0</b>	<b>0.00</b>

**NOTE:** 913900 Equity Shares are pending for listing with BSE, includes in Shares held in dematerialized form.



SR. NO.	NOTES
1	
2	
3	
4	
5	
6	
7	
8	
9	




**(I)(b) Statement showing holding of securities (including shares, warrants, convertible securities) of persons belonging to the category "Promoter and Promoter Group"**

Sr.	Name of the	Details of Shares held		Encumbered shares (*)			Details of warrants		Details of convertible securities		Total shares (including underlying shares assuming full conversion of warrants and convertible securities) as a % of diluted share capital
		Number of shares held	As a % of grand total (A)+(B)+(C)	No.	As a percentage	As a % of grand total (A)+(B)+(C) of sub-clause (I)(a)	Number of warrants held	As a % total number of warrants of the same class	Number of convertible securities held	As a % total number of convertible securities of the same class	
No.	shareholder	(III)	(IV)	(V)	(VI)=(V)/(III)*100	(VII)	(VIII)	(IX)	(X)	(XI)	(XII)
1	RAM KISHAN GUPTA	36822	0.36		0.00	0.00		#DIV/0!		#DIV/0!	
2	MANJUSHA AGARWAL	68305	0.67		0.00	0.00		#DIV/0!		#DIV/0!	
3	SANJAY KUMAR AGARWAL	52560	0.51		0.00	0.00		#DIV/0!		#DIV/0!	
4	SANJEEV GUPTA	12580	0.12		0.00	0.00		#DIV/0!		#DIV/0!	
5	ATUL GUPTA	78795	0.77		0.00	0.00		#DIV/0!		#DIV/0!	
6	SHALINI GUPTA	10000	0.10		0.00	0.00		#DIV/0!		#DIV/0!	
7	ATUL GUPTA	15000	0.15		0.00	0.00		#DIV/0!		#DIV/0!	
8	MEGHNA TAYAL	20000	0.19		0.00	0.00		#DIV/0!		#DIV/0!	
9	SANGEETA GARG	10000	0.10		0.00	0.00		#DIV/0!		#DIV/0!	
10	CHHAVI AGARWAL	20000	0.19		0.00	0.00		#DIV/0!		#DIV/0!	
11	DEEPALI GUPTA	25840	0.25		0.00	0.00		#DIV/0!		#DIV/0!	




12	ASHISH GUPTA	71000	0.69							
13	VIJAY KUMAR GUP	453709	4.42							
14	ANITA GUPTA	324110	3.16							
15	HIMANI AGARWAL	274900	2.68							
16	DAYA KISHAN GUP	170910	1.67							
17	SHALINI GUPTA	420800	4.10							
18	KAPIL GUPTA	85770	0.84							
19	REETIKA GUPTA	366100	3.57							
20	ADEEP GUPTA	348450	3.40							
21	RAJNI GUPTA	393600	3.84							
22	JAI KISHAN GUPTA	417960	4.07							
23	GUPTA JAI KISHAN	330590	3.22							
24	DAYA KISHAN GUP	325490	3.17							
25	KAPIL GUPTA HUF	381350	3.72							
26	ADEEP GUPTA	338000	3.29							
27	ASHISH GUPTA HUF	400000	3.90							
28	VIJAY KUMAR GUP	294281	2.87							
29	PUSHPA GUPTA	55340	0.54							
30	B K GUPTA (HUF) .	15000	0.15							
31	SANJAY AGARWAL	15000	0.15							
32	VED PRAKASH GUP	35690	0.35							
33	SHALAB GUPTA .	20000	0.19							
34	REKHA GOVIL	10000	0.10							
35	PARUL GUPTA	18700	0.18							
36	SANJAY GUPTA	8500	0.08							
37	MADHU GUPTA	227558	2.22							
38	SHALINI GUPTA	20000	0.19							
39	SHALAB GUPTA	53200	0.52							
40	SHASHI GUPTA .	49217	0.48							
41	VED PRAKASH GUP	176393	1.72							
42	RAHUL MITHAL	5000	0.05							
43	ALKA MITHAL	5000	0.05							
<b>TOTAL</b>		<b>6461520</b>	<b>62.98</b>	<b>0</b>	<b>0.00</b>	<b>0.00</b>	<b>0 #DIV/0!</b>	<b>0 #DIV/0!</b>		

(\*) The term "encumbrance" has the same meaning as assigned to it in regulation 28(3) of the SAST Regulations, 2011



**(I)(c)(i) Statement showing holding of securities (including shares, warrants, convertible securities) of persons belonging to the category “Public” and holding more than 1% of the total number of shares**


Sr. No.	Name of the shareholder	Number of shares held	Shares as a percentage of total number of shares {i.e., Grand Total (A)+(B)+(C) indicated in Statement at para (I)(a) above}	Details of warrants		Details of convertible securities		Total shares (including underlying shares assuming full conversion of warrants and convertible securities) as a % of diluted share capital
				Number of warrants held	As a % total number of warrants of the same class	Number of convertible securities held	% w.r.t total number of convertible securities of the same class	
1	NEERU GUPTA	255400	2.49		#DIV/0!		#DIV/0!	
2	RAJENDRA KUMAR GUPTA	250000	2.44		#DIV/0!		#DIV/0!	
3	NAVDEEP VARSHNEY	200000	1.95		#DIV/0!		#DIV/0!	
4	DIVYA JAIN	200300	1.95		#DIV/0!		#DIV/0!	
5	R K GUPTA & SONS (HUF)	200000	1.95		#DIV/0!		#DIV/0!	
6	PRAKASH CHAND GUPTA	182725	1.78		#DIV/0!		#DIV/0!	
7	DEEPAK MEHRA	140000	1.36		#DIV/0!		#DIV/0!	
8	STATE BANK OF INDIA	120000	1.17		#DIV/0!		#DIV/0!	
9	SUSHMA RANI	119000	1.16		#DIV/0!		#DIV/0!	
10			<b>0.00</b>		#DIV/0!		#DIV/0!	
<b>TOTAL</b>		<b>1667425</b>	<b>16.25</b>	<b>0</b>	<b>#DIV/0!</b>	<b>0</b>	<b>#DIV/0!</b>	





**(I)(c)(ii) Statement showing holding of securities (including shares, warrants, convertible securities) of persons (together with PAC) belonging to the category “Public” and holding more than 5% of the total number of shares of the company**

Sr. No.	Name(s) of the shareholder(s) and the Persons Acting in Concert (PAC) with them	Number of shares	Shares as a percentage of total number of shares {i.e., Grand Total (A)+(B)+(C) indicated in Statement at para (I)(a) above}	Details of warrants		Details of convertible securities		Total shares (including underlying shares assuming full conversion of warrants and convertible securities) as a % of diluted share capital
				Number of warrants	As a % total number of warrants of the same class	Number of convertible securities held	% w.r.t total number of convertible securities of the same class	
1			0.00		#DIV/0!		#DIV/0!	
2			0.00		#DIV/0!		#DIV/0!	
3			0.00		#DIV/0!		#DIV/0!	
4			0.00		#DIV/0!		#DIV/0!	
5			0.00		#DIV/0!		#DIV/0!	
6			0.00		#DIV/0!		#DIV/0!	
7			0.00		#DIV/0!		#DIV/0!	
8			0.00		#DIV/0!		#DIV/0!	
9			0.00		#DIV/0!		#DIV/0!	
10			0.00		#DIV/0!		#DIV/0!	
<b>TOTAL</b>		<b>0</b>	<b>0.00</b>	<b>0</b>	<b>#DIV/0!</b>	<b>0</b>	<b>#DIV/0!</b>	



(I)(d) Statement showing details of locked-in shares

Sr. No.	Name of the shareholder	Number of locked-in shares	Locked-in shares as a percentage of total number of shares {i.e., Grand Total (A)+(B)+(C) indicated in Statement at para (I)(a) above}	PROMOTER / PROMOTER GROUP/ PUBLIC
1	NEERU GUPTA	250000	2.44	Public
2	RAJENDRA KUMAR GUPTA	250000	2.44	Public
3	NAVDEEP VARSHNEY	200000	1.95	Public
4	VIJAY KUMAR GUPTA	200000	1.95	Promoter / Promoter Group
5	ANITA GUPTA	250000	2.44	Promoter / Promoter Group
6	HIMANI AGARWAL	250000	2.44	Promoter / Promoter Group
7	SHALINI GUPTA	387500	3.78	Promoter / Promoter Group
8	REETIKA GUPTA	317000	3.09	Promoter / Promoter Group
9	ADEEP GUPTA	250000	2.44	Promoter / Promoter Group
10	RAJNI GUPTA	325000	3.17	Promoter / Promoter Group
11	JAI KISHAN GUPTA	175000	1.71	Promoter / Promoter Group
12	DIVYA JAIN	200000	1.95	Public
13	GUPTA JAI KISHAN HUF	300000	2.92	Promoter / Promoter Group
14	DAYA KISHAN GUPTA HUF	300000	2.92	Promoter / Promoter Group
15	KAPIL GUPTA HUF	348350	3.40	Promoter / Promoter Group
16	ADEEP GUPTA HUF	300000	2.92	Promoter / Promoter Group
17	R K GUPTA & SONS (HUF)	200000	1.95	Public
18	ASHISH GUPTA HUF .	400000	3.90	Promoter / Promoter Group
19	VIJAY KUMAR GUPTA HUF .	267100	2.60	Promoter / Promoter Group
20	SAVITA OBEROI	75000	0.73	Public
21	ASHOK OBEROI	75000	0.73	Public



22	DEEPAK OBEROI	50000	0.48	Public
23	GAURAV OBEROI	35000	0.34	Public
24	DEEPAK MEHRA	140000	1.36	Public
25	RAKESH KUMAR SIKKA	10000	0.10	Public
26	ANURADHA GOEL	50000	0.49	Public
27	CHAVVI GOEL	50000	0.49	Public
28	ANUJ KUMAR GOEL	80000	0.78	Public
29	KESHAV SARAN GOEL	20000	0.19	Public
30	SOURABH KUMAR GOEL	20000	0.19	Public
31	RAKESH MOHAN GOEL	8900	0.08	Public
32	YASH PAL GOEL	20000	0.19	Public
33	ASHISH KUMAR AGARWAL	30000	0.29	Public
34	PAWAN KUMAR AGARWAL	50000	0.49	Public
35	SUSHMA RANI AGARWAL	100000	0.97	Public
36	VIVEK AGARWAL	100000	0.97	Public
<b>TOTAL</b>		<b>6083850</b>	<b>59.26</b>	



(II)(a) Statement showing details of Depository Receipts (DRs)

Sr. No.	Type of outstanding DR (ADRs, GDRs, SDRs, etc.)	Number of outstanding DRs	Number of shares underlying outstanding DRs	Shares underlying outstanding DRs as a percentage of total number of shares {i.e., Grand Total (A)+(B)+(C) indicated in Statement at para (I)(a) above}
1				0.00
2				0.00
3				0.00
4				0.00
5				0.00
6				0.00
7				0.00
8				0.00
9				0.00
<b>TOTAL</b>		<b>0</b>	<b>0</b>	<b>0.00</b>



**(II)(b) Statement showing holding of Depository Receipts (DRs), where underlying shares held by "promoter/promoter group" are in excess of 1% of the total number of shares**

Sr. No.	Name of the DR Holder	Type of outstanding DR (ADRs, GDRs, SDRs, etc.)	Number of shares underlying outstanding DRs	Shares underlying outstanding DRs as a percentage of total number of shares {i.e., Grand Total (A)+(B)+(C) indicated in Statement at para (I)(a) above}
1				0.00
2				0.00
3				0.00
4				0.00
5				0.00
6				0.00
7				0.00
8				0.00
9				0.00
<b>TOTAL</b>			<b>0</b>	<b>0.00</b>

